

## How to Order

**AS 2 2 0 1F** — **01** — **06** **S**

**Body size**

1	M3, M5 standard
2	1/8, 1/4 standard
3	3/8 standard
4	1/2 standard

**Type**

2	Elbow
3	Universal

**Control type**

0	Meter-out
1	Meter-in

**With One-touch fitting**

**Thread type**

Nil	Metric thread (M3, M5)
	Unified thread (10-32 UNF)
N	R
	NPT

**Option**

Nil	None
S	With seal
K	Hexagonal lock nut
N	Electroless nickel plated

\* If more than one option is required, write option part numbers in the order of "S", "K", "N".

**Applicable tubing O.D.**

Metric size		Inch size	
23	ø3.2*	01	ø1/8"
04	ø4	03	ø5/32"
06	ø6	05	ø3/16"
08	ø8	07	ø1/4"
10	ø10	09	ø5/16"
12	ø12	11	ø3/8"
		13	ø1/2"

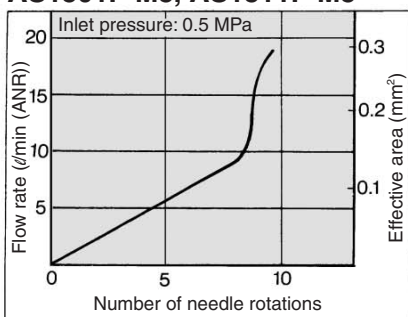
\*Use ø1/8" tube.

**Port size**

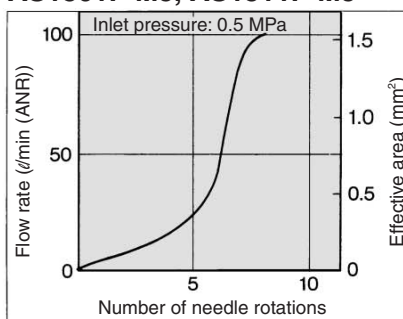
M3	M3 x 0.5
M5	M5 x 0.8
U10/32	10-32 UNF
01	1/8
02	1/4
03	3/8
04	1/2

## Needle Valve/Flow Characteristics

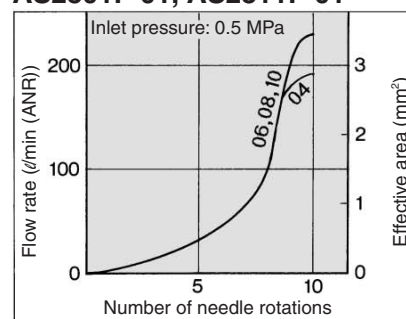
**AS1201F-M3, AS1211F-M3  
AS1301F-M3, AS1311F-M3**



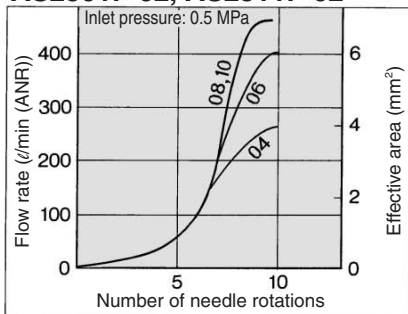
**AS1201F-M5, AS1211F-M5  
AS1301F-M5, AS1311F-M5**



**AS2201F-01, AS2211F-01  
AS2301F-01, AS2311F-01**

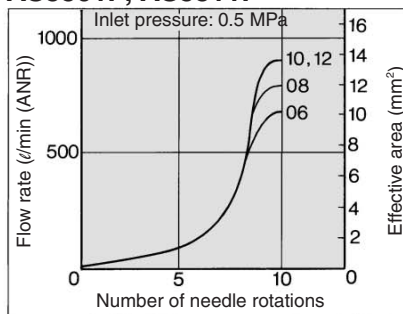


**AS2201F-02, AS2211F-02  
AS2301F-02, AS2311F-02**

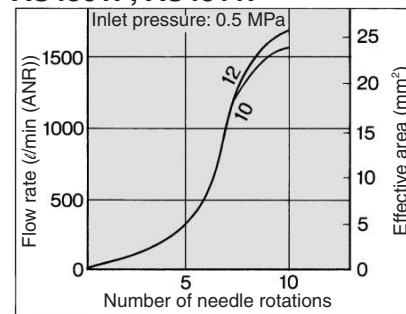


Note) "-U10/32" is the same as "M5".

**AS3201F, AS3211F  
AS3301F, AS3311F**



**AS4201F, AS4211F  
AS4301F, AS4311F**



- AS
- ASP
- ASN
- AQ
- ASV
- AK
- ASS
- ASR
- ASF